



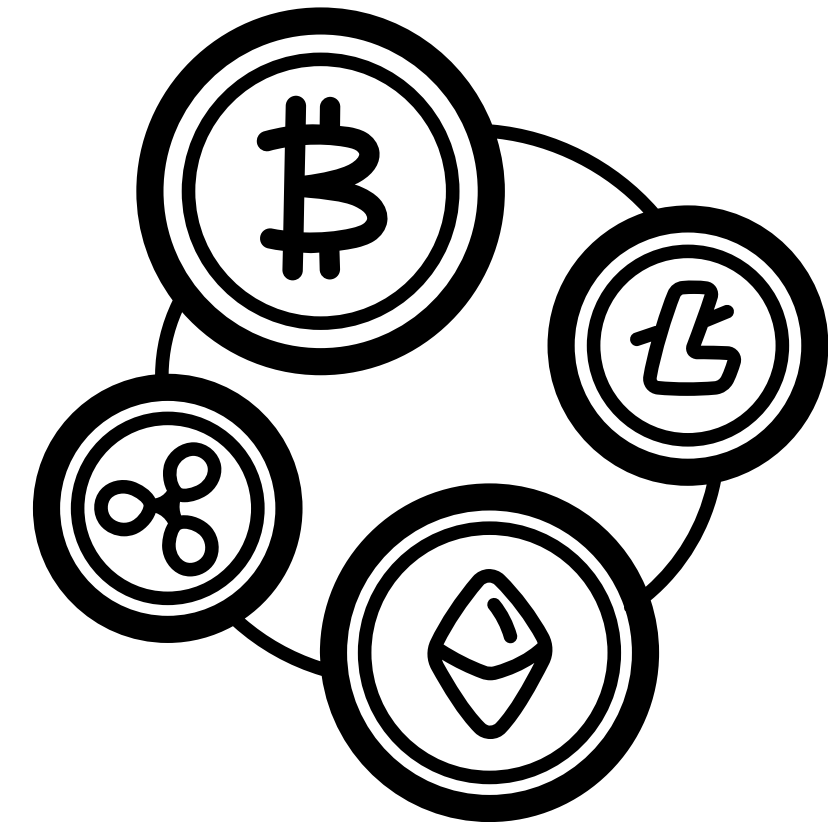
GainXPay

[gainxpay.com](https://gainxpay.com)

# GainX - Ecosystem


**Coin**

**Payment**



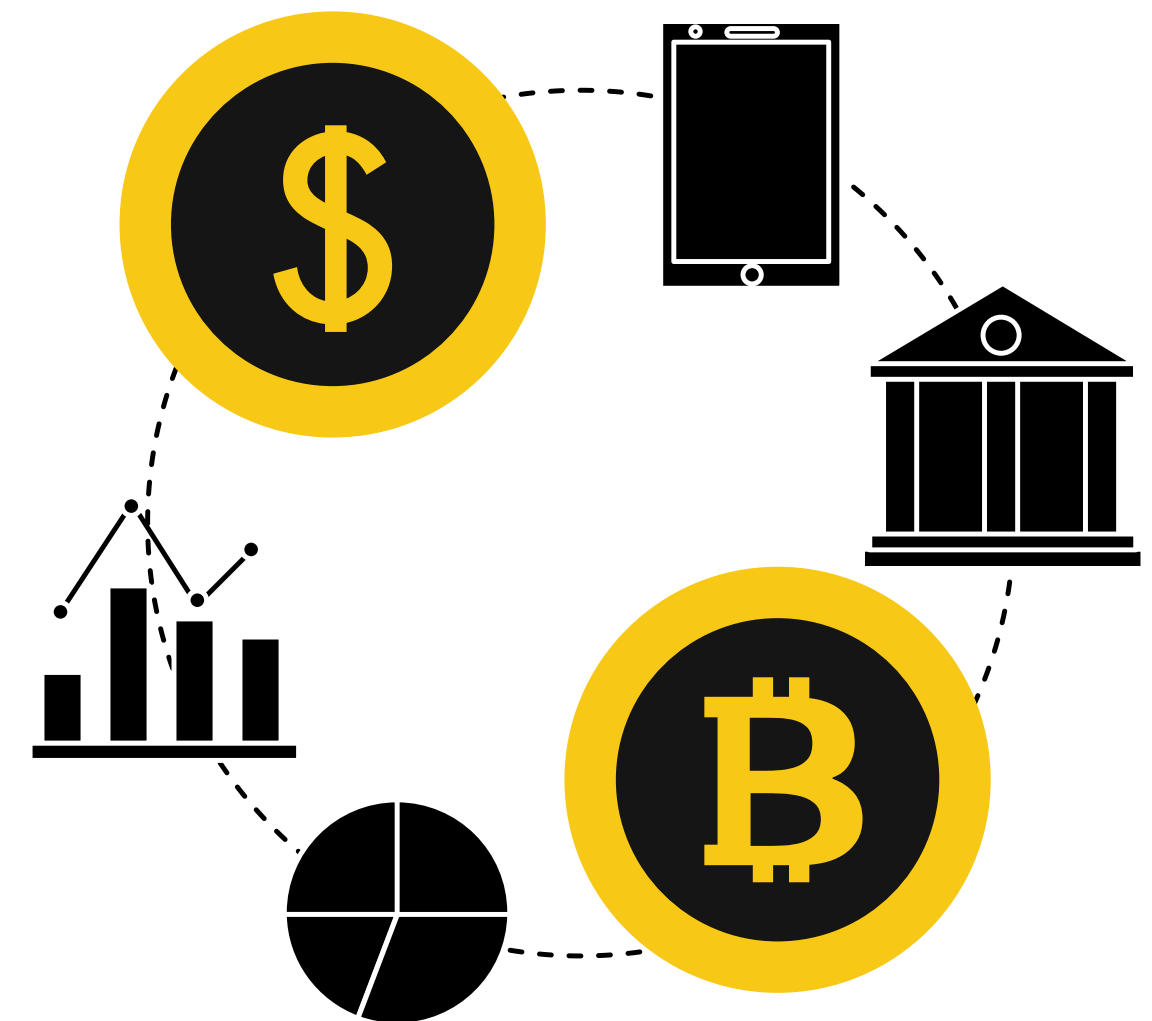
# What is GainXPay ?

GainXPay is a fast, borderless and secure cryptocurrency payment technology designed to allow people around the world to pay and receive payments with crypto. It is a dynamic payment processing platform that allows merchants or users to accept payments in multiple cryptocurrencies without risking their money. With GainXPay, anyone can have this crypto lifestyle.




# GainXPay - How It Works?

1. Customers pay for purchases in crypto or fiat.
2. If GainX Coin, Bitcoin, Ethereum, or other cryptocurrencies are purchased, they are converted into fiat money according to the current market value of the cryptocurrencies. In the opposite case, the fiat money coming to the gateway is converted into crypto money according to its instantaneous value.
3. This amount of fiat money is sent to your account.



# GainXPay - Everywhere Around The World

By opting for cryptocurrency payment, sales boundaries are opened, allowing any user to find and buy products anywhere in the world. All this is thanks to the universal nature of crypto wallets.



# GainXPay - High Speed

With GainXPay, your payment transactions are completed within seconds.

Transferring cryptocurrencies to your wallet eliminates the role of third parties and intermediaries from the payment system and ensures quick execution.



## GainXPay - High Security

The blockchain system is not connected to any center or person. The blockchain system is made by devices adapted to this system. Transactions are carried out by these anonymous devices and are completely closed to outside intervention. All crypto payments are verified by blockchain. A blockchain-backed wallet will almost never reject a transaction and is available 24/7.



## GainXPay - Low Fees


GainXPay allows you to save on transaction fees associated with traditional payment methods. Traditional credit card fees can be up to 7 times more expensive than fees charged for crypto transactions. Commissions are almost non-existent in your transactions with crypto currencies.





# GainXPay - Easy Payment


With GainXPay, you don't need to deal with a bunch of checks or manually convert your physical coins into fiat currencies. GainXPay simplifies the process for you, from conversions between fiat and crypto to setting up wallets.



# GainXPay - Real Time Exchange

It is a fact that the nature of crypto markets means that their value can rise or fall rapidly. GainXPay's real-time exchange feature allows customers to convert their fiat money into any currency in real time.

GainXPay receives cryptocurrency and fiat currency rates from authorized sources with high transaction volumes such as Binance and Coinbase.



# GainXPay - Supported Crypto Currencies

Para Birimi Kodu

Para Birimi Adı

<b>BTC</b>	Bitcoin
<b>ETH</b>	Ethereum
<b>USDT</b>	Tether
<b>LTC</b>	Litecoin
....	.....

Besides listing many cryptocurrencies, GainXPay continues to list more cryptocurrencies according to customers' demands.

# GainXPay - E-Commerce

# GainXPay E-Commerce

With GainXPay, you can integrate the crypto payment gateway with your online store and offer your customers the ability to shop with cryptocurrencies seamlessly, safely and easily.



# GainXPay - E-Commerce | How it Works?

1

The customer can shop as he wishes in the store and confirm his cart by choosing to pay with cryptocurrency.




2

During payment, the customer scans the QR code specific to that transaction on your POS machine or mobile device via the GainXPay application.



3

The customer confirms the payment information received in the GainXPay application.  
Process completed!

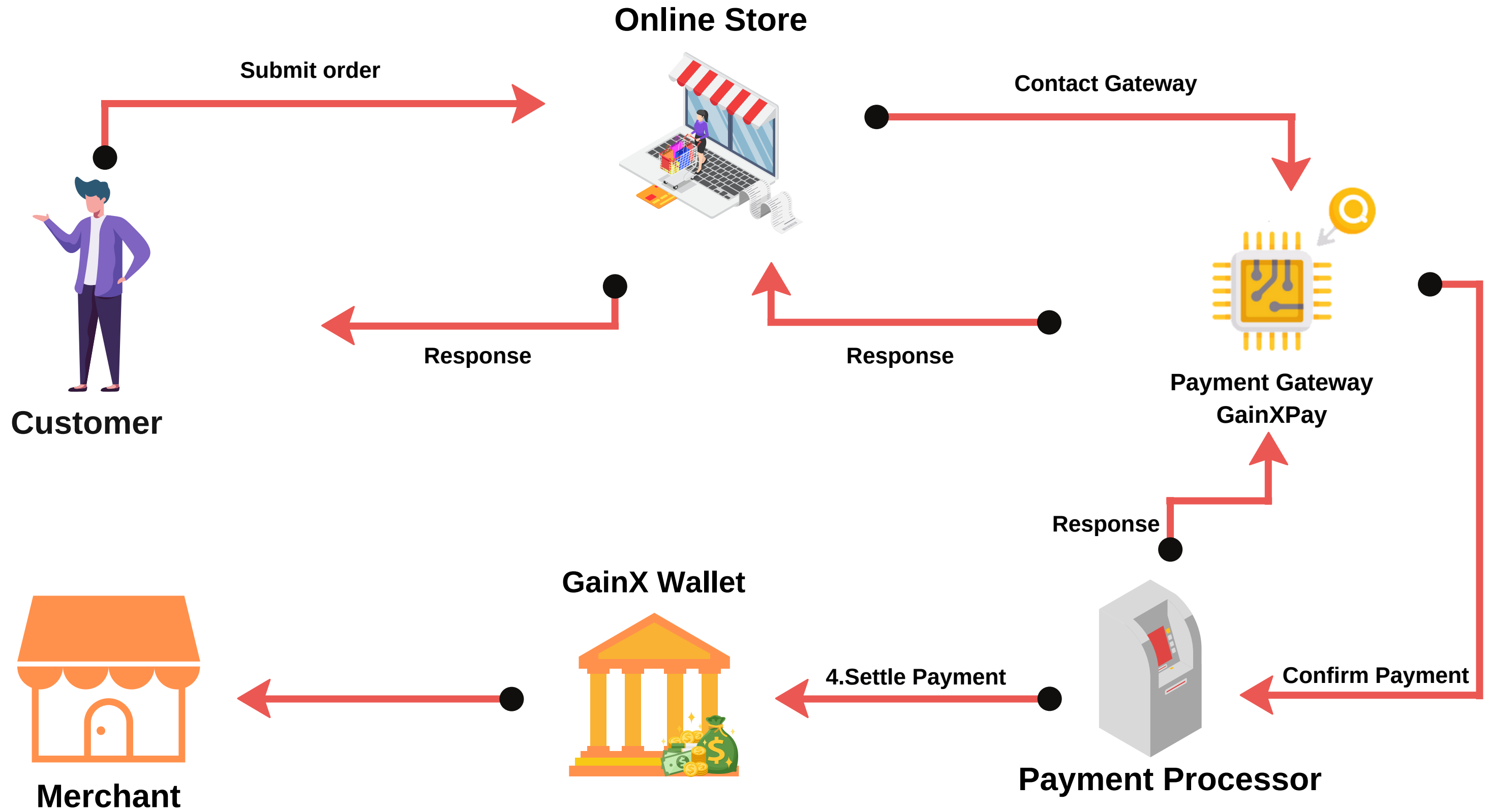




4

The money is automatically transferred to your bank account (or crypto wallet).





# GainXPay - Payment Solutions

With GainXPay we aim to simplify the process of receiving cryptocurrency as a payment method.

## Payment Methods

**1- External URL Payment Form:** One of the simplest ways to integrate with GainXPay is to use the External URL Payment Form, which is a URL redirect to the GainXPay hosted payment page.

**2- Embedded Payment Form:** With the software integrated into your site, the system can make payments within the site without redirecting the URL.



Merchant Server

GainXPay Server

GainXPay Hosted  
Page/Iframe-Widget  
Server

Buyer

Crypto Network

1. Make a payment Request



2. Response with payment  
reference, access token etc.

3. Redirect buyer to Hosted Page  
or tell buyer to load the Widget



4. Buyer's browser loads Hosted  
Page or Widget



5. Buyer send transaction to the  
Crypto Network



6. GainXPay detects transaction



7. Inform buyer's browser that  
payment has been made



8. Send Payment Notification to  
Merchant's server



GainXPay - POS

# GainXPay - POS

Software located in our own Blockchain network, capable of making contactless, fast and hassle-free payments with crypto currencies.


You can accept cryptocurrency directly from your mobile devices and POS machines as well as your physical stores.



# GainXPay - POS Terminal Payment

## Software

An easy-to-use application that allows goods, services, orders, POS devices and personal rights to be managed in the system and provides data about your business performance.




## Accept Payment

You can pay with your customers' cryptocurrencies such as Bitcoin, Ethereum, GainX Coin and many more.

# GainXPay - POS Terminal Payment

## Instant Transaction

It carries out transactions within seconds and does not cause any delays. Pay easily!



## Security


With security software and connections  
All your transactions are safe.



# GainXPay - POS Terminal Payment

## Low and Transparent Fee

There are no hidden fees or additional costs.  
Completely transparent and convenient.



## Easy to Use

Simple to use for business and customers.

1

The customer must open the camera with the GainXPay app to pay in the store.



2

The customer scans the QR code displayed on the POS machine or mobile device through the GainXPay application.




3

The customer confirms the payment information received in the GainXPay application. Process completed!

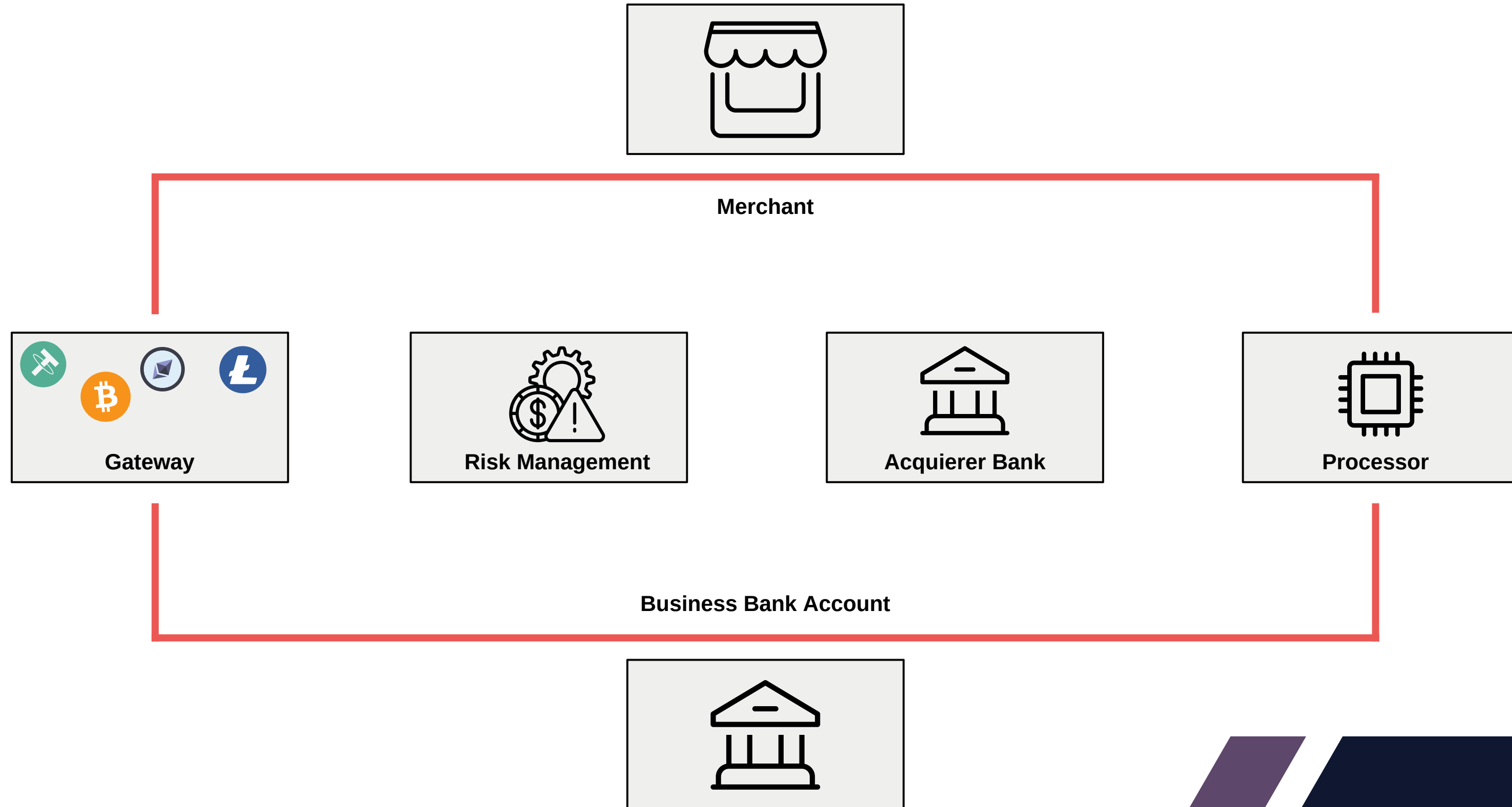


4

The money is automatically transferred to your bank account (or crypto wallet).



# GainXPay - POS





GainXPay

[gainxpay.com](https://gainxpay.com)